



**AAKAR
PUBLIC SCHOOL**

SUMMER

HOLIDAY

HOMEWORK

CLASS-II

SESSION: 2025-26



Dear students,

'Summer vacation is the most awaited time for parents and kids alike. However ,this time it is different due to COVID-19 as youngsters are already not going to school. Thus ,our responsibilities get double to keep our children active.

The objective of holiday homework is to enable our toddlers work independently and also to improve their academic skills.

We hope your homework and activities will be well managed and presented so that all of you earn a golden star as a grade.

We wish you a wonderful time ahead!!!

Good habits and good manners are life long assets and manners must be practiced until they become a habit.

Four magic words that are basic of good manners are :- Please, Thank you, Excuse me and Sorry. Make these four words a habit and see the difference.

HYGIENE:-

****Brush your teeth twice a day.***

****Do trims your nails often.***

****Do not waste water and electricity.***

****Keep your surrounding and environment clean. It is a bad habit to throw things out of the window, car or a balcony.***

****Make friends having good habits who respect their elders and use good language.***

Class II

SUBJECT : ENGLISH



Write five sentences about your favourite season.

1. _____.

2. _____.

3. _____.

4. _____.

5. _____.

Write the plural form of the given nouns:-

Singular

Plural

Book

Shop

Bush

Dish

Cherry

Fox

Box







Peach

Shelf


fruit word search

1. Write the name of the fruit in the space provided.
2. Find the word in the word search puzzle.
(Words only run across and down.)

s	t	r	a	w	b	e	r	r	y
o	r	a	n	j	e	p	e	a	r
r	m	e	h	o	a	e	w	n	a
a	b	a	b	a	n	a	n	a	p
n	x	p	a	i	r	c	e	y	p
g	r	a	p	e	s	h	k	a	l
e	p	i	n	e	a	p	p	l	e



ACTIVITY -1



Water is precious! Save every drop.

No water, No life,

No blue, No Green.

To understand the need and importance of water, Create a pictorial depiction on ways to conserve water on A3 Sheet.

Link for the activity -

<https://www.youtube.com/watch?v=OmatT86AWoQ>

ACTIVITY-2

INGENIOUS



Let your creative juices flow..!!!.Create a masterpiece which is a usable item or an artistic presentation from waste material at home. Take assistance from your parent to complete the activity. The list of the items to be prepared is endless but just a few examples are as follows:-

Eg- Pen holder, wall hanging, file folder, bird feeder etc.

Links for the activity -

<https://www.youtube.com/watch?v=kqbVGkYBnk8>

<https://www.youtube.com/watch?v=VMM9Pj4H95k>

<https://www.youtube.com/watch?v=h7mKoS1xRZA>

ACTIVITY- 3

YOGA



The art of practicing Yoga helps in controlling an individual's mind, body and soul. It brings together physical and mental disciplines to achieve a peaceful body and mind. It also helps in increasing flexibility, muscle strength and body tone.

Yoga is fun

Yoga is fun

Try this pose

Try this pose

The sun salutation

The sun salutation

Just breathe in

Just breathe out....

Likewise..... Write a song/rhyme on Yoga on A4 sheet

Dear children,

Kindly click on the following links given below to listen to the interesting and moral stories:-

<https://youtu.be/zTk7G73kbHo>

<https://youtu.be/CWSYyAC0EqM>

<https://youtu.be/aTi5dbVmUhU>

Class II

SUBJECT : HINDI

प्रश्न १ - चित्र देख कर तीन - तीन पर्यावरणीय शब्द लिखो-













प्रश्न २ लिखित करो- भाषण के रूप

मौखिक भाषा

लिखित भाषा



प्रश्न ३ शब्दों को चित्रों से जोड़ कर िुहयवरे बनयओ

घी के



गले का

ईद का



आँखों का

1. निम्नलिखित में से किस वाक्य के सबसे अधिक शब्दों में 'अनुस्वार' का प्रयोग हुआ है?

1. हिंदी वर्णमाला में संयुक्त व्यंजनों की संख्या चार है।
2. मुझे ये सभी व्यंजन पसंद हैं।
3. संयुक्त व्यंजन दो व्यंजनों को जोड़कर बनते हैं।
4. इस वाक्य में रेखांकित और रंगीन शब्दों के अर्थ बताइए।

2. मुख से निकली ध्वनियाँ ही _____ बनती हैं।' इस वाक्य में रिक्तस्थान की पूर्ति निम्नलिखित में से किन शब्दों से की जाएगी?

1. शब्द
2. भाषा
3. अनुनासिक
4. अनुस्वार

3. जिस ध्वनि के टुकड़े न हो सकें, उसे _____ कहते हैं।' इस वाक्य में रिक्तस्थान की पूर्ति निम्नलिखित में से किन शब्दों से की जाएगी?

1. वर्ण अथवा शब्द
2. शब्द अथवा अक्षर
3. वर्ण अथवा अक्षर
4. स्वर

4. 'कल्पना' शब्द की रचना निम्नलिखित में से किन ध्वनियों के प्रयोग से हुई है?

1. क् + अ + ल + प् + अ + न् + आ
2. क् + अ + ल् + प् + अ + न् + आ
3. क् + अ + ल् + प + अ + न् + आ
4. क् + अ + ल् + प् + अ + न + आ

5. 'भारत' शब्द की रचना निम्नलिखित में से किन ध्वनियों के प्रयोग से हुई है? सही विकल्प का चुनाव कीजिए।

1. भ् + आ + र् + अ + त् + अ
2. भ + आ + र् + अ + त् + अ
3. भ् + आ + र + अ + त् + अ
4. भ् + आ + र् + अ + त + अ

रचनात्मक कार्य

एक रंगीन चार्ट पर महीनो ओर दिनों के नाम लिखे और उसमे अपने घरवालों का जन्मदिन भी लिखे



Link for the activity ideas -

<https://www.youtube.com/watch?v=a1e0R72oHaQ>

<https://www.youtube.com/watch?v=o0LH3uP2Uw>

रंगोली सुलेख- अभ्यास पुस्तिका के पेज ७ , ८ , ९ , १० पूरा करे

कहानी <https://www.youtube.com/watch?v=5VqVytB6m7Q>

भाषा का ज्ञान <https://www.youtube.com/watch?v=6Eh5L9knGD0>

Class II
SUBJECT : MATHS

Q1. Complete the following questions from the given hints:-

162	328	273	184
680	204	127	95
755	827	951	616

In the table, Can you find?

A number between 100 and 150	
A number between 900 and 1000	
A number smaller than 100	
A number between 300 and 400	
A number that has 6 tens	
A number that has 5 ones	
A number that has 6 hundreds.	
A number that has 2 digits the same.	
A number with no tens	

Q2. Write the smallest and greatest number in each set and Arrange them in Ascending order:-



	Smallest	Greatest	Ascending order
1,3,5,4			
3,0,7,2			
9,8,5,1			
6,7,4,0			
5,9,2,1			
3,6,10,8			

Q3. Fill in the blanks with <, > or =.

a) 116 _____ 142

b) 233 _____ 147

c) 203 _____ 349

d) 382 _____ 209

e) 232 _____ 109







f) 159 _____ 240

g) 304 _____ 110

Q4. Ordinal Numbers. Write the answer and colour them:-

ORDINAL NUMBERS – FIND AND COLOR 5



					
butterfly	spider	beetle	fish	starfish	seahorse

If the butterfly is the first animal...

- 1) Which animal is fourth? _____
- 2) What place is the starfish in? _____
- 3) What place is the spider in? _____
- 4) Which animal is 3rd? _____
- 5) Which animal is last? _____
- 6) Color the second animal red.
- 7) Color the fourth animal orange.
- 8) Color the first animal yellow.
- 9) Color the 5th animal blue.
- 10) Color the third animal black.
- 11) Color the 6th animal green.

Q5. Write the place value of the underlined digit of the given numbers:-

<u>1</u> 54	<u>50</u>	4 <u>4</u> 7	<u>7</u>	<u>8</u> 43	<u>800</u>
<u>3</u> 45	_____	<u>8</u> 94	_____	3 <u>3</u> 4	_____
<u>6</u> 74	_____	<u>2</u> 53	_____	<u>4</u> 46	_____
<u>4</u> 51	_____	<u>3</u> 76	_____	<u>6</u> 25	_____
<u>8</u> 55	_____	<u>5</u> 42	_____	<u>1</u> 68	_____
<u>3</u> 69	_____	<u>1</u> 64	_____	7 <u>3</u> 8	_____
<u>4</u> 09	_____	<u>3</u> 8 <u>9</u>	_____	7 <u>9</u> 9	_____
<u>7</u> 07	_____	<u>3</u> 28	_____	<u>8</u> 48	_____

Q6. BRAIN TEASER

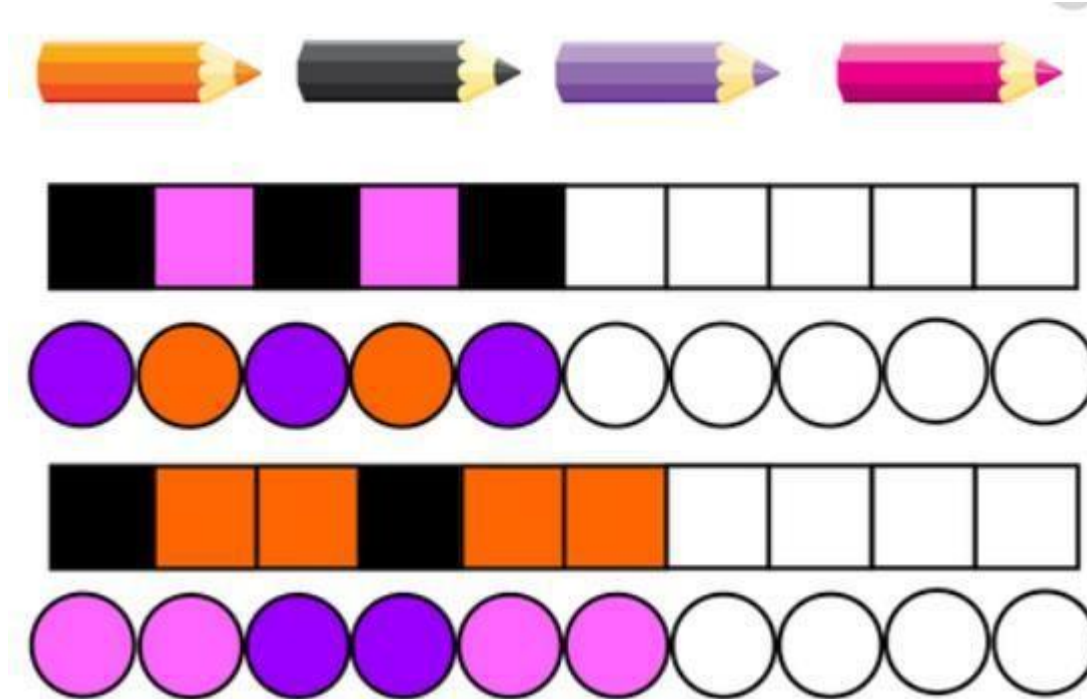
110	809	436	999	429	545	677	500
390	981	541	234	123	632	549	899

Find the numbers from the grid given above:-

- (i) A number in which all the digits are same.
- (ii) A number that has 6 in the hundred's place.
- (iii) A number in which the digit in hundreds house and ones house is same.
- (iv) A number that comes between 109 and 111.

ACTIVITY (1)

MATHEMATICS MAGICAL FUN!!!!



* Prepare a pattern on any one of the given below:-

- i)A picture pattern
- ii) A number pattern
- iii) A poem on numbers

ACTIVITY-2

FAMILY BIRTHDAYS



Record the birthdays of your family members in a scrap book. The birthday should be in ascending order of age (youngest numbers of the family to the eldest member of the family.) Also paste pictures of your family member.

Link for the activity -

<https://www.youtube.com/watch?v=nghKU-JbVj8>

Class-II
SUBJECT : EVS

Worksheet 1

My Body

Q.1 Rearrange the letters to find the name of the body parts

- | | |
|----------------|-------------|
| A rea..... | E gel..... |
| B ahnd..... | F yees..... |
| C oens..... | G daeh..... |
| D infegsr..... | H cnek..... |

Q.2 Fill in the blanks

{Smell, taste, see, hear, feel}

1. I can..... different shapes.
2. I can..... sweets.
3. I can..... hot milk.
4. I can..... sweet fragrance of flowers.
5. I can..... soft music.

Q.3 Some parts in our body are in pairs. Write their names and draw their pictures.



.....



.....



.....

Worksheet -2

FAMILY

Q 1 Fill in the blanks

1. We should..... our elders.
2. A..... family has one set of parents.
3. We should help each other by..... the work.
4. A family has common
5. My sister isof my parents.
6. My mother`s family is my family.
7. My father`s brother is my
8. In a..... family ever member shares the work.

Q 2. Paste the picture of your mother and write 5 lines about your mother



.....

.....

.....

.....

.....

Q 3. What do you call these relatives:

1. Your mother`s mother.....
2. Your mother`s father.....
3. Your father`s mother.....
4. Your father`s father.....
5. Your mother`s sister.....
6. Your father`s sister.....

ART & CRAFT



Activity 1

The Paper house

Competency- Creativity, Collaboration

Dear Kids

The shape, size and material used in the construction of house has changed over the years. Spend time with your grandparents and discuss with them about the difference in the type of house that you live in now and the type of house , they used to live in ,when they were of your age.

Make an attractive 3D Model of the allotted house by reusing and recycling materials like newspaper roll, old cardboard sheets, colours etc with the help of your parents.



Type of House:-

- 1) Hut
- 2) House Boat
- 3) Sky scrapers or Multi story building
- 4) Tree house

Link for the activity -

<https://www.youtube.com/watch?v=wYf6bbp6qC8>

Activity 2


Make a 2D or 3D family tree using all possible waste material in the house cardboards, old plastic glass/plate used gift wraps etc. and paste/draw all the family members picture in it including grandparents, parents, uncle, aunts and cousins.

Link for the activity -

<https://www.youtube.com/watch?v=xgX7ErbBShU>



Note: Make a Video Call to your family members and tell them how much you love and miss them.



<https://www.youtube.com/watch?v=SUt8q0EKbms>

Body Parts

<https://www.youtube.com/watch?v=9nTUZNz49aU>

Sense Organs

<https://www.youtube.com/watch?v=KsQoFK8G4pQ>


Internal and External Organs

https://www.youtube.com/watch?v=QG4U3xh_P10

Animal World

ACTIVITY -3

YIN AND YANG (YOGA)



Yin and Yang are the Taoist concepts which describe the two relative qualities in present in everything. Yin is more internal ,cooling, passive and downward. Yang is more external, dynamic, warming and upward. When these terms are applied in yoga, Yin Yoga is a slower practice where poses are passively held for longer.

Creative Coloring

Draw and colour your favourite yoga postures in stick drawing style in your scrap file and YIN and YANG symbol on A-3 sheet.

You can take help by clicking on the given link below for different yoga postures :-


<https://youtu.be/YGjVOTfQRX4>

<https://youtu.be/Fky9YEwDUvw>

Q4. Look at the pictures and write what are they doing on a computer?



A.



B.



C.

Q5. Write two uses of computer at school.

.....
.....


Q6. Write two places where you have seen a computer.

.....
.....

HANDS ON ACTIVITIES FOR COMPUTERS

Activity 1: Collect the pictures of computer peripherals and paste them on a A4 size coloured sheet with a Title "Computer peripherals" at the top and a beautiful border round the edges.

Activity 2



MUSIC

Have to learn this and prepare video and send it to the class teacher

1. Gyatri Mantra
2. Song - Chal re Sathi Chal

DANCE

Have to prepare dance on this song and record the video and send it to the class teacher.

➤ **Guru Vandana - Guru Bharma Guru
Vishnu Guru Devo Maheshwra**

Note:-

- * Holiday Homework needs to be done in neat handwriting.*
- * Activities should be presented beautifully with excellent creativity.*
- * Holiday Homework is mandatory to be done by all the students within the stipulated time.*
- * Students who won't be able to take out the print out of the Holiday Homework can do it in the notebook only by mentioning the question no. and writing the answers.*
- * Holiday Homework will be evaluated in overall*

result. Happy Holidays !!!